

# Delcraft 200 Plus & Prestige 1000/2000 Plus Premium Heavy-Gauge Steel Garage Doors



Short panel stamp with optional Stockton design trim insert in True White.

Style and beauty that stand the test of time. Choose from four traditional or carriage house designs to create the steel garage door you always wanted. The DELDEN® Prestige and Delcraft collection provides a low maintenance, 2" thick heavy-gauge steel door with a lifetime warranty and designed to reduce the risk of serious finger and hand injuries. The Delden Prestige and Delcraft collections – great looks for years to come.

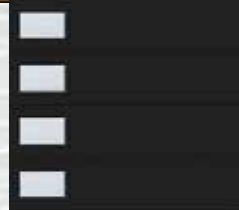
Short Panel  
Americana estate glass



Long Bead Board  
Stockton design trim inserts



Flush Panel  
Short Panel Obscure windows



Bead Board  
Thames design trim inserts



Recessed  
Arched Thames design trim inserts




Long panel stamp with optional Prairie V-Shaped Bevel estate glass windows in Walnut.


## Panel Designs

### TRADITIONAL


S • Short Panel



L • Long Panel



F • Flush Panel




R • Ribbed Panel\*



### CARRIAGE HOUSE

SQ • Bead Board




LQ • Long Bead Board



RE • Recessed



RS • Raised



\*Available in DC-200 only



"Experience the Quality"



# CONSTRUCTION



## PR-24 1000 Single-Layer: Steel



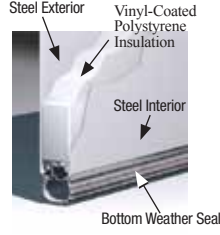
- Heavy-Duty Exterior Steel
- Durable, Reliable, Low Maintenance

## PR-24 2000 Double-Layer: Steel + Insulation



- Heavy-Duty Exterior Steel
- Durable, Reliable, Low Maintenance
- Environmentally Safe Polystyrene Thermal Insulation with Vinyl Backing
- Energy Efficient
- Quite Operation

## DC-200 Triple-Layer: Steel + Insulation + Steel



- Heavy-Duty Exterior & Interior Steel
- Durable, Reliable, Low Maintenance
- Environmentally Safe Polystyrene Thermal Insulation
- Superior Energy Efficiency
- Extra Quite Operation

# GLASS OPTIONS



# DELDEN DESIGN TRIM INSERTS

Available in Short Panel and Flush Panel only.

SHORT PANEL		
CLEAR	CATHEDRAL	STOCKTON
STOCKFORD	SUNRISE	CASCADE
WATERTON	SHERWOOD	FIVE PIECE SUNRISE for 10' Door
FULL SUNRISE		
LONG PANEL		
CLEAR	CATHEDRAL	STOCKTON
STOCKFORD	ARCHED THAMES	CASCADE
THAMES	SUNRISE	MOONLITE
WATERTON	SHERWOOD	
FULL SUNRISE		

"Snap-in" design fastening system makes window cleaning and future design change easy to accomplish.

# OPTIONS

	PR-24 1000	PR-24 2000	DC-200
<b>Panel Designs</b>			
Short (S)	✓	✓	✓
Long (L)	✓	✓	✓
Flush (F)	✓	✓	✓
Ribbed (R)			✓
Carriage House <sup>‡</sup>	4 Designs	4 Designs	4 Designs
Insulation <sup>1</sup>		Polystyrene	Polystyrene
R-Value <sup>2</sup>		6.84	9.05
Door Thickness	2"	2"	2"
Steel Thickness (actual)	24 ga	24 ga	24/27 ga
Insulated Glass Option			Clear, Frost, Dark Tint
Wind Load <sup>3</sup> Available	✓	✓	✓
Paint Finish Warranty <sup>4</sup>	Lifetime	Lifetime	Lifetime
Hardware Warranty <sup>4</sup>	3 years	4 years	5 years

<sup>1</sup> Insulation has passed self-ignition, flamespread and smoke developed index fire testing. <sup>2</sup> It is your responsibility to make sure your garage door meets local building codes. <sup>3</sup> Price Upcharge Applies. <sup>4</sup> For complete warranty details, visit deldemfg.com or contact your local Delden dealer.

# CUSTOM WINDOW PLACEMENT

Traditional designs only. Add visual interest to your contemporary, mid-century modern or transitional home. With Custom Window Options you decide the number and location of windows to create the door design you want. Visit deldemfg.com for design inspirations.

# DECORATIVE HARDWARE

ALUMINUM	
<p>10½" HANDLES</p> <p>3½" RING HANDLES</p> <p>17" STRAP HINGES WITH CLAVOS</p> <p><b>CANTERBURY</b></p>	<p>9" HANDLES</p> <p>11" L-HINGE WITH CLAVOS</p> <p>18" STRAP HINGES WITH CLAVOS</p> <p><b>VERSAILLES</b></p>
<p>11" HANDLES</p> <p><b>BLUE RIDGE</b></p> <p>16" STRAP HINGES</p> <p><b>ALPINE</b></p> <p>11" HANDLES</p>	<p><b>STEEL</b></p> <p>4" RING HANDLES</p> <p><b>DELDEN</b></p>

Delden reserves the right to change specifications and designs without notice and without incurring obligations. Some graphics and details provided courtesy of Entrematic and used by permission.

Proudly Distributed By:



"Experience the Quality"  
www.deldemfg.com

©2020 Rev6/20



# COLORS

Delden doors are pre-painted; homeowners can use exterior latex paint for custom colors. Ask your Delden dealer for instructions on painting.

					<p>Over 600 approved SnapDry™ paint colors.</p> <p>Actual paint colors may vary from samples shown.</p> <p>* A Black garage door is not recommended for houses facing southwest and subject to extreme sun/heat exposure.</p>